

SeceuroGlide
Garage Doors



January
2026

Retail Price List Garage Doors

www.seceuroglide.co.uk

SWS UK

From security and safety to styles and finishes, SeceuroGlide has it all.

At first glance, you'd be forgiven for assuming that all garage doors are the same. Look a little closer and you'll discover that SeceuroGlide has taken garage door design and technology to the next level.

Developed by industry experts, SeceuroGlide Garage Doors are packed full of clever and unique features, making them the number one choice for quality, safety and security.

- Choice of roller and sectional garage doors
- Electric operation at the touch of a button
- Insulated cores keep the heat in and cold out
- Advanced security features
- Space-saving designs mean you can park right up to your door
- Choice of powerful motors with up to 7-year automation warranty
- Enhanced safety features built in as standard
- 2 stylish handsets included with every door



SeceuroGlide Original: Black



SeceuroGlide Sectional: Anthracite Smooth Centre Ribbed

Product Matrix



	Page	Overguide Width		Guide Height		Secured by Design	LPCB Insurance Approved	Automation Warranty	Headroom (mm)	Lath (mm)	Axle (mm)	End Plates	Locking Straps	Guides (mm)	Finishes	Custom Colour	Vision	Ventilation
		Min (mm)	Max (mm)	Min (mm)	Max (mm)													
Original	6	1050	5400	1500	3700	✓	SRA*	Up to 7 Years	Up to 3m = 300 Over 3m = 350	77	100	Steel	Extruded Aluminium	Up to 3m = 75 Over 3m = 90	52	✓	✓	✓
Excel	6	1500	5200	1000	3500	✓	SR1	Up to 7 Years	Up to 3m = 300 Over 3m = 350	77	100	Steel	Extruded Aluminium	90	52	✓	-	-
LT	10	1050	5200	1500	2650	-	-	5 Years	300	77	70	Aluminium	Plastic with Metal Spring	Up to 3m = 75 Over 3m = 90	52	-	✓	-
Compact	14	1050	3000	1700	2150	-	-	Up to 7 Years	205	55	60	Steel	Plastic with Metal Spring	60	16	-	-	-
Manual	16	1000	3000	1500	2300	-	-	-	300	77	100	Steel	Extruded Aluminium	75	18	-	-	-



Panel Design	Page	Width (Between Track Legs)		Height (Floor to Underside of Fascia)		NEW Automation Warranty	Colours & Finishes				
		Min (mm)	Max (mm)	Min (mm)	Max (mm)		Standard	Premium	Ultimate	Custom	Windows
Un Ribbed	22	1800	5000	1800	3000	Up to 7 Years	7	14	5	✓	✓
Centre Rib	22	1800	5000	1800	3000	Up to 7 Years	3	16	5	✓	✓
Ribbed	22	1800	5000	1800	3000	Up to 7 Years	3	5	1	✓	✓
Top Ribbed	22	1800	5000	1800	3000	Up to 7 Years	2	10	4	✓	✓
Micro-Rib	22	1800	5000	1800	3000	Up to 7 Years	2	10	4	✓	✓
Georgian	23	2000	5000	1800	3000	Up to 7 Years	1	6	-	✓	✓
Visio	24	1800	4000	1800	2600	Up to 7 Years	5	8	4	✓	✓

See page 30 for additional sectional technical information.



SeceuroGlide Original: Rosewood RENOLIT



SeceuroGlide Manual: Anthracite



An elegantly simple, yet well proven design.

SeceuroGlide is robust, reliable and durable – offering secure protection for your car and home.

A choice of low maintenance finishes, insulation and the convenience of remote automatic operation powered by a high quality SeceuroDrive Motor as standard make SeceuroGlide Roller Garage Doors an excellent all round choice.

SeceuroGlide's aluminium slats lock into position to resist attack by intruders, while advanced insulation and brush sealing keeps out the cold and makes the door as weatherproof as it is secure. Vertical opening means you can make maximum use of your drive and garage space – parking safely just inches from the door.

SeceuroGlide Roller Garage Doors are supplied complete with your choice of remote control, SeceuroSense Plus or Somfy Rollixo. You'll have a choice of handsets and the control equipment will include a courtesy light, bottom slat transmitter, safety edge and manual controls to operate the garage door.

A wide choice of finishes including a wide range of RENOLIT laminates help you to match your door to existing double glazing for a coherent look to your home's exterior. Our SeceuroGlide Original and SeceuroGlide Excel is also available powder coated to any RAL or BS number for a surcharge.

SeceuroGlide Excel combines all the benefits of SeceuroGlide Original with an even higher security specification, and is officially tested and approved to Police and insurance standards. Available at a surcharge on the price of a SeceuroGlide Original.



SeceuroGlide | LT Standard, Insulated Garage Door

SeceuroGlide | Original Secure, Insulated Garage Doors



Security Rating: **SRA***

SeceuroGlide | Excel High Security, Insulated Garage Doors



Security Rating: **Level 1**



Aluminium End Plate

Standard, aluminium cast end plate.

Standard Locking System

A 70 mm axle alongside spring loaded plastic locking straps secure the standard SeceuroGlide LT.

Endlocks

Crimped and stapled endlocks used to secure the curtain in operation.



Steel End Plates

Steel end plates on the SeceuroGlide Original & Excel provide a sturdier design and increased security when compared with aluminium end plates.

Strength & Security

100 mm fluted axle, extruded aluminium hinges & top rail, provide greater strength when the door is in operation and in the locked position.

Unique Locking System

Both the Original and the Excel come with auto locking as standard for greater security, preventing the door from being lifted by an intruder. Centralised locking blocks ensure better running of the door during operation.

Security & Noise Reduction

Webbing on each side of the curtain provides additional security whilst also reducing the noise made by the curtain in operation.



Reveal Fit

The SeceuroGlide Excel boasts Secured by Design and insurance approved Level One Security Rating for internal face and reveal fixtures.

Secured by Design

Upgraded 90 mm channels as standard, work alongside locking bottom slats to provide greater security, one of many features which make this door accredited by Secured by Design, even on between fit installations. Locking bottom slat on the SeceuroGlide Excel is designed to prevent the door being pushed out of the guides by an intruder.

SECURE

VERY SECURE

ULTRA SECURE

SeceuroGlide | Original
Secure, Insulated Garage Doors

SeceuroGlide | Excel
High Security, Insulated Garage Doors



SeceuroGlide Original: Anthracite

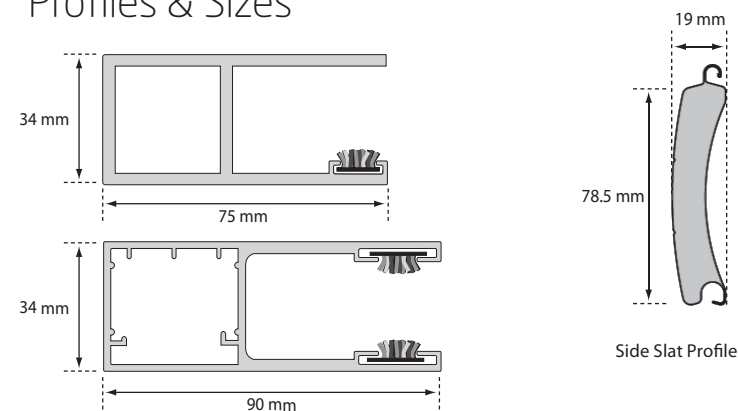


SeceuroGlide Excel: White

Exceptional design and security.

Since the introduction of our hugely popular SeceuroGlide Original back in 1997, we have gone on to develop a series of garage doors which address everything from security and strength, to aesthetics, clever design and ease of use. In addition to the Secured by Design accreditation of the Original, the Excel also meets the higher specification set by the LPCB to create the most advanced roller door on the market.

Profiles & Sizes



SeceuroGlide Excel guide rail notes:

- 90 mm guide rails supplied as standard on SeceuroGlide Excel.
- Reveal fitted guide rails require steel reinforcement plates.




Unique locking system

Both the Original and the Excel come with auto locking as standard for greater security.



Webbing

Webbing provides additional security, weatherproofing and noise reduction.



Strength and Security

100 mm fluted axle, extruded aluminium hinges and top rail make for a secure operation.

		Overall Guide Width (mm)							Excel max. width					
NO BOX		1500	2000	2500	3000	3500	4000	4600	5200	5400	5590			
Guide Width*		75	75	75	75	90	90	90	90	90	90	Headroom	Total Height	
Standard Colours	Guide Height (mm)	1900	2100	2326	2556	2799	2980	3401	3791	4210	4263	4315	300	2200
		2150	2191	2384	2574	2834	3030	3451	3836	4286	4404		300	2450
		2300	2248	2456	2622	2885	3085	3511	3916	4350	4759		300	2600
		2500	2354	2564	2721	3086	3168	3655	4172	4567	4920		300	2800
		3000	2521	2821	3097	3332	3408	3958	4508	4872			350	3350
		3500	2776	3005	3304	3643	3755	4445					350	3850
		3700	3029	3187	3511	3958	4095	4934					350	4050
*SeceuroGlide Excel will always be supplied with 90 mm guides														

*SeceuroGlide Excel will always be supplied with 90 mm guides

		Overall Guide Width (mm)							Excel max. width					
NO BOX		1500	2000	2500	3000	3500	4000	4600	5200	5400	5590			
RENOLIT Laminates	Guide Width*	75	75	75	75	90	90	90	90	90	90	Headroom	Total Height	
	Guide Height (mm)	1900	2304	2597	2896	3203	3465	3952	4422	4920	5004	5084	300	2200
		2150	2419	2683	2980	3307	3581	4074	4572	5096	5241		300	2450
		2300	2493	2783	3043	3370	3666	4171	4678	5211	5656		300	2600
		2500	2513	2916	3164	3616	3799	4313	5004	5503	5892		300	2800
		3000	2841	3251	3635	3972	4167	4823	5503	5995			350	3350
		3500	3148	3499	3926	4390	4533	5335					350	3850
		3700	3452	3752	4217	4810	4901	5849					350	4050
*SeceuroGlide Excel will always be supplied with 90 mm guides														

*SeceuroGlide Excel will always be supplied with 90 mm guides

STANDARD COLOURS



5 YR

Powder coated guide rails, bottom slats and vision slats (where specified) to match the curtain colour are supplied as standard.

End Plates: Galvanised finish as standard. Other colour options are available at a surcharge of **£35.73 per pair**.

Guides Rails: Other non standard colours available at **£53.40 per pair**.

Painted Woodgrain Finishes

Guide Rails and Bottom Slat: Matching woodgrain guide rails and bottom slats are supplied as standard.

End plates: Powder coated to match as standard.

NEW RENOLIT LAMINATES

Powder coated guide rails, bottom slats and end plates are supplied matching the base slat colour as standard.

Non-Standard Colours:

End Plates: £35.73 per pair.
Guides Rails: £53.40 per pair.



See p18 for further information.

Available in more than 30 RENOLIT laminate finishes. Supplied on one face only on Anthracite, Black, Brown, Chartwell Green, Navy Blue or White slats only.

Matching UPVC Trims

Available pre-cut to size.

Width	Price per 5000mm Length
300 mm	£236.57
95 mm	£65.48
40 mm	£46.47
20 mm	£38.02

Also available in any RAL or BS colour from **£138 per square metre**

EXCEL UPGRADE

Face fit guide rails **£166.94 (pair)**
Reveal fit guide rails **£231.07 (pair)**



SECEURODRIVE MOTOR

Supplied as standard: FOC

SOMFY MOTOR

Available with a surcharge: **£37 net**

Control Options supplied as standard – choose ONE of the following:

SECEUROSENSE



ALARM SURCHARGE

£134.72

SOMFY (Alarm Included)



io UPGRADE
£15 net surcharge

HALF BOX



Standard Colours

Overall Guide Width (mm)								Excel max. width					
HALF BOX	1500	2000	2500	3000	3500	4000	4600	5200	5400	5590			
Guide Width*		75	75	75	75	90	90	90	90	90	Headroom	Total Height	
Guide Height (mm)	1900	2174	2430	2729	3003	3220	3669	4101	4557	4626	4693	300	2200
	2150	2263	2478	2769	3053	3270	3719	4166	4634	4763		300	2450
	2300	2313	2557	2807	3086	3318	3777	4228	4700	5121		300	2600
	2500	2357	2660	2891	3291	3406	3836	4485	4914	5283		300	2800
	3000	2618	2998	3318	3591	3714	4318	4820	5227		350	3350	
	3500	2908	3180	3521	3905	4020	4905				350	3850	
	3700	3201	3366	3727	4222	4329	5497				350	4050	

*SeceuroGlide Excel will always be supplied with 90 mm guides

RENOLIT Laminates

Overall Guide Width (mm)								Excel max. width					
HALF BOX		1500	2000	2500	3000	3500	4000	4600	5200	5400	5590		
Guide Width*		75	75	75	75	90	90	90	90	90	90	Headroom	Total Height
Guide Height (mm)	1900	2367	2687	3033	3405	3688	4206	4718	5256	5351	5448	300	2200
	2150	2485	2774	3132	3513	3804	4329	4863	5424	5587		300	2450
	2300	2551	2873	3165	3578	3890	4427	4972	5547	6001		300	2600
	2500	2613	3004	3276	3761	4022	4682	5295	5834	6236		300	2800
	3000	2973	3420	3851	4230	4455	5089	5705	6232			350	3350
	3500	3253	3680	4142	4649	4885	5761					350	3850
	3700	3530	3937	4435	5073	5313	6439					350	4050

*SeceuroGlide Excel will always be supplied with 90 mm guides

STANDARD COLOURS



5 YR

Powder coated guide rails, bottom slats and vision slats (where specified) to match the curtain colour are supplied as standard.

Box & End Plates: White or Brown as standard. Other colours available at a surcharge of **£40.75 per metre** (includes end plates).

Guides Rails: Other non standard colours available at **£53.40 per pair**.

Painted Woodgrain Finishes

Guide Rails & Bottom Slat: Matching woodgrain guide rails and bottom slats are supplied as standard.

Box: Golden Oak and Rosewood supplied with matching woodgrain box. Irish Oak supplied with a powder coated colour matched box.

End plates: Powder coated to match as standard.

NEW RENOLIT LAMINATES

Powder coated guide rails, bottom slats, end plates and box are supplied matching the base slat colour as standard.

Non-Standard Colours:

Box: £40.75 per metre
Guides Rails: £53.40 per pair.



Available in more than 30 RENOLIT laminate finishes. Supplied on one face only on Anthracite, Black, Brown, Chartwell Green, Navy Blue or White slats only.

Matching UPVC Trims
Available pre-cut to size.

Width	Price per 5000mm Length
300 mm	£236.57
95 mm	£65.48
40 mm	£46.47
20 mm	£38.02

See p18 for further information.

Also available in any RAL or BS colour from **£138 per square metre**

EXCEL UPGRADE

Face fit guide rails **£166.94 (pair)**
Reveal fit guide rails **£231.07 (pair)**



SECEURODRIVE MOTOR

Supplied as standard: FOC

SOMFY MOTOR

Available with a surcharge: **£37 net**

Control Options supplied as standard
choose ONE of the following below:

SECEUROSENSE

ALARM SURCHARGE
£134.72

SOMFY (Alarm Included)

io UPGRADE
£15 net surcharge

HALF BOX DIMENSIONS



		Overall Guide Width (mm)								Excel max. width		Headroom	Total Height
		1500	2000	2500	3000	3500	4000	4600	5200	5400	5590		
Standard Colours	Guide Width*	75	75	75	75	90	90	90	90	90	90	Excel max. height	
	1900	2185	2461	2744	3034	3274	3734	4181	4655	4733	4808		
	2150	2270	2512	2783	3089	3322	3783	4245	4731	4868			
	2300	2322	2585	2821	3122	3375	3842	4304	4792	5205			
	2500	2362	2685	2897	3314	3450	3916	4544	4993	5356			
	3000	2672	3055	3409	3722	3890	4355	4868	5289				
	3500	2912	3226	3604	4019	4327	4793						
	3700	3155	3397	3795	4316	4761	5229						

*SeceuroGlide Excel will always be supplied with 90 mm guides

		Overall Guide Width (mm)								Excel max. width		Headroom	Total Height
		1500	2000	2500	3000	3500	4000	4600	5200	5400	5590		
RENOLIT Laminates	Guide Width*	75	75	75	75	90	90	90	90	90	90	Excel max. height	
	1900	2384	2725	3070	3424	3718	4244	4767	5321	5422	5767		
	2150	2494	2806	3150	3529	3830	4359	4905	5480	5646			
	2300	2559	2901	3214	3589	3914	4456	5013	5592	6037			
	2500	2619	3025	3322	3822	4037	4586	5318	5865	6264			
	3000	2983	3466	3921	4337	4588	5159	5793	6333				
	3500	3274	3703	4200	4736	5417	6014						
	3700	3567	3945	4475	5135	5693	6302						

*SeceuroGlide Excel will always be supplied with 90 mm guides

STANDARD COLOURS



5 YR

Powder coated guide rails, bottom slats and vision slats (where specified) to match the curtain colour are supplied as standard.

Box & End Plates: White or Brown as standard. Other colours available at a surcharge of **£71.57 per metre** (includes end plates).

Guides Rails: Other non standard colours available at **£53.40 per pair**.

Painted Woodgrain Finishes

Guide Rails & Bottom Slat: Matching woodgrain guide rails and bottom slats are supplied as standard.

Box: Golden Oak and Rosewood supplied with matching woodgrain box. Irish Oak supplied with a powder coated colour matched box.

End plates: Powder coated to match as standard.

NEW RENOLIT LAMINATES

Powder coated guide rails, bottom slats and end plates are supplied matching the base slat colour as standard.

Non-Standard Colours:

Box: £71.57 per metre
Guides Rails: £53.40 per pair.



Available in more than 30 RENOLIT laminate finishes. Supplied on one face only on Anthracite, Black, Brown, Chartwell Green, Navy Blue or White slats only.

Matching UPVC Trims

Available pre-cut to size.

Width	Price per 5000mm Length
300 mm	£236.57
95 mm	£65.48
40 mm	£46.47
20 mm	£38.02

See p18 for further information.

Also available in any RAL or BS colour from **£138 per square metre**

EXCEL UPGRADE

Face fit guide rails **£166.94 (pair)**
Reveal fit guide rails **£231.07 (pair)**



SECEURODRIVE MOTOR

Supplied as standard: FOC

SOMFY MOTOR

Available with a surcharge: **£37 net**

Control Options supplied as standard
choose ONE of the following below:

SECEUROSENSE

SECEUROSENSE PLUS

ALARM SURCHARGE

£134.72

SOMFY (Alarm Included)



ROLLIXO PREMIUM RTS



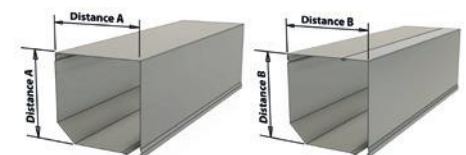
io UPGRADE

£15 net surcharge

FULL BOX DIMENSIONS

Supplied pre-built

Optional Box
'Distance A'
= 300 mm
'Distance B'
= 350 mm*



* 90° section of 350 mm box comes in 2 parts



SeceuroGlide LT: Fir Green

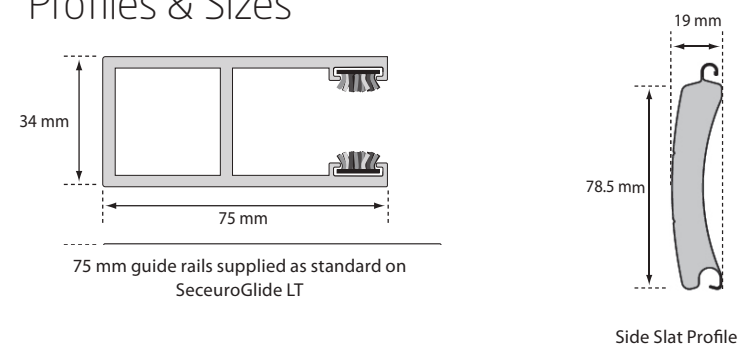


SeceuroGlide LT: Black

The versatile roller garage door.

The entry level SeceuroGlide LT has been created as the perfect solution for those wanting to invest in the look and feel of the SeceuroGlide Original but without a need for all of the high security benefits and built-in noise reduction features offered by the standard SeceuroGlide product. Combining space saving vertical operation with the benefits of an insulated profile and the convenience of electrical operation the SeceuroGlide LT provides a made to measure solution to give lasting value to your property.

Profiles & Sizes



Aluminium End Plate
Standard, aluminium cast end plate.



Standard Locking System
Improved aluminium locking straps secure the LT.



Endlocks
Endlocks used to secure the curtain in operation.

Standard Colours

Overall Guide Width (mm)												
NO BOX		2000	2400	2600	3000	3600	4000	4500	4800	5200		
Guide Width		75	75	75	75	90	90	90	90	90	Headroom	Total Height
Guide Height (mm)	1900	2159	2268	2313	2384	2533	2675	3047	3215	3281	300	2200
	2150	2202	2331	2389	2443	2646	2902	3271	3438	3600	300	2450
	2300	2304	2384	2466	2525	2743	2970	3344	3518	3667	300	2600
	2500	2367	2415	2535	2658	2782	3023	3389	3614		300	2800
	2650	2429	2521	2641	2714	2836	3072	3476	3643		300	2950

RENOLIT Laminates

Overall Guide Width (mm)												
NO BOX		2000	2400	2600	3000	3600	4000	4500	4800	5200		
Guide Width		75	75	75	75	90	90	90	90	90	Headroom	Total Height
Guide Height (mm)	1900	2451	2644	2743	2984	3316	3512	3795	3954	4009	300	2200
	2150	2573	2791	2948	3190	3432	3718	3995	4097	4212	300	2450
	2300	2653	2908	3047	3225	3551	3881	4186	4275	4403	300	2600
	2500	2743	3034	3187	3434	3794	4080	4293	4471		300	2800
	2650	2830	3130	3289	3582	3836	4146	4363	4553		300	2950

STANDARD COLOURS



Powder coated bottom slats and vision slats (where specified) to match the curtain colour are supplied as standard.

End Plates: Aluminium, White or Brown as standard. Other colours available at a surcharge of **£35.73 per pair**.

Guides Rails: White or Brown as standard. Other colours available at **£53.40 per pair**.

Vision slats and guide rails are not available in painted woodgrain finishes.

NEW RENOLIT LAMINATES

Powder coated guide rails, bottom slats and end plates are supplied matching the base slat colour as standard.

Non-Standard Colours:

End Plates: £35.73 per pair.

Guides Rails: £53.40 per pair.



See p18 for further information.

Available in more than 30 RENOLIT laminate finishes. Supplied on one face only on Anthracite, Black, Brown, Chartwell Green, Navy Blue or White slats only.

Matching UPVC Trims

Available pre-cut to size.

Width	Price per 5000mm Length
300 mm	£236.57
95 mm	£65.48
40 mm	£46.47
20 mm	£38.02

SECEURODRIVE MOTOR

Supplied as standard: FOC **SeceuroDrive**
Tubular Motor

SOMFY MOTOR

Available with a surcharge: **£37 net**

Control Options supplied as standard – choose ONE of the following:

SECEUROSENSE



SECEUROSENSE PLUS

ALARM SURCHARGE

£134.72

SOMFY (Alarm Included)



ROLLIXO PREMIUM RTS

io UPGRADE

£15 net surcharge

Or Rollixo Optimo with Smooove Origin Wall Switch for a reduction of **£20 net**

Overall Guide Width (mm)

Standard Colours

HALF BOX		2000	2400	2600	3000	3600	4000	4500	4800	5200		
Guide Width		75	75	75	75	90	90	90	90	90	Headroom	Total Height
Guide Height (mm)	1900	2201	2374	2368	2556	2817	2964	3186	3309	3319	300	2200
	2150	2261	2483	2567	2728	2954	3152	3408	3485	3667	300	2450
	2300	2319	2557	2634	2778	3080	3265	3508	3551	3729	300	2600
	2500	2405	2598	2725	2858	3173	3398	3581	3670		300	2800
	2650	2457	2628	2791	2966	3231	3490	3630	3807		300	2950

Overall Guide Width (mm)

RENOLIT Laminates

HALF BOX		2000	2400	2600	3000	3600	4000	4500	4800	5200		
Guide Width		75	75	75	75	90	90	90	90	90	Headroom	Total Height
Guide Height (mm)	1900	2586	2806	2915	3178	3551	3768	4082	4260	4336	300	2200
	2150	2672	2953	3116	3390	3664	4042	4359	4482	4629	300	2450
	2300	2751	3057	3220	3503	3758	4119	4552	4663	4823	300	2600
	2500	2881	3137	3362	3633	3929	4208	4659	4862		300	2800
	2650	2968	3294	3463	3782	4080	4358	4728	4945		300	2950

STANDARD COLOURS



Powder coated bottom slats and vision slats (where specified) to match the curtain colour are supplied as standard.

Box: White or Brown as standard. Other colours available at a surcharge of **£40.75 per metre**.

End Plates: Aluminium, White or Brown as standard. Other colours available at a surcharge of **£35.73 per pair**.

Guides Rails: White or Brown as standard. Other colours available at **£53.40 per pair**.

Vision slats and guide rails are not available in painted woodgrain finish.

NEW RENOLIT LAMINATES

Powder coated guide rails, bottom slats and end plates are supplied matching the base slat colour as standard.

Non-Standard Colours:

Box: £40.75 per metre
End Plates: £35.73 per pair.
Guides Rails: £53.40 per pair.



Available in more than 30 RENOLIT laminate finishes. Supplied on one face only on Anthracite, Black, Brown, Chartwell Green, Navy Blue or White slats only.

Matching UPVC Trims
Available pre-cut to size.

Width	Price per 5000mm Length
300 mm	£236.57
95 mm	£65.48
40 mm	£46.47
20 mm	£38.02

See p18 for further information.

SECEURODRIVE MOTOR

Supplied as standard: FOC **SeceuroDrive**
Tubular Motor

SOMFY MOTOR

Available with a surcharge: £37 net

Control Options supplied as standard
choose ONE of the following below:

SECEUROSENSE

SECEUROSENSE PLUS
ALARM SURCHARGE
£134.72

SOMFY (Alarm Included)

ROLLIXO PREMIUM RTS
io UPGRADE
£15 net surcharge
Or Rollixo Optimo with Smooove
Origin Wall Switch for a reduction
of £20 net

HALF BOX OPTIONS

300 mm box 90° fascia



Supplied pre-built

300 mm box 45° box cover



Standard Colours

Overall Guide Width (mm)

FULL BOX		2000	2400	2600	3000	3600	4000	4500	4800	5200		
Guide Width		75	75	75	75	90	90	90	90	90	Headroom	Total Height
Guide Height (mm)	1900	2235	2412	2484	2693	2980	3145	3467	3525	3557	300	2200
	2150	2315	2579	2666	2884	3169	3333	3626	3675	3738	300	2450
	2300	2372	2643	2748	2968	3244	3444	3730	3771	3867	300	2600
	2500	2427	2668	2792	3021	3335	3580	3780	3886		300	2800
	2650	2489	2732	2862	3100	3393	3650	3811	3913		300	2950

RENOLIT Laminates

Overall Guide Width (mm)

FULL BOX		2000	2400	2600	3000	3600	4000	4500	4800	5200		
Guide Width		75	75	75	75	90	90	90	90	90	Headroom	Total Height
Guide Height (mm)	1900	2677	2918	3035	3320	3508	3960	4297	4490	4587	300	2200
	2150	2753	3036	3240	3395	3615	4233	4576	4713	4877	300	2450
	2300	2826	3126	3341	3481	3707	4399	4765	4892	5072	300	2600
	2500	2906	3231	3482	3718	3828	4515	4872	5089		300	2800
	2650	3314	3525	3585	3946	4328	4671	4943	5172		300	2950

STANDARD COLOURS



Powder coated bottom slats and vision slats (where specified) to match the curtain colour are supplied as standard.

Box: White or Brown as standard. Other colours available at a surcharge of **£71.57 per metre**.

End Plates: Aluminium, White or Brown as standard. Other colours available at a surcharge of **£35.73 per pair**.

Guides Rails: White or Brown as standard. Other colours available at **£53.40 per pair**.

Vision slats and guide rails are not available in painted woodgrain finish.

NEW RENOLIT LAMINATES

Powder coated guide rails, bottom slats and end plates are supplied matching the base slat colour as standard.

Non-Standard Colours:

Box: £71.57 per metre
End Plates: £35.73 per pair.
Guides Rails: £53.40 per pair.



Available in more than 30 RENOLIT laminate finishes. Supplied on one face only on Anthracite, Black, Brown, Chartwell Green, Navy Blue or White slats only.

Matching UPVC Trims

Available pre-cut to size.

Width	Price per 5000mm Length
300 mm	£236.57
95 mm	£65.48
40 mm	£46.47
20 mm	£38.02

See p18 for further information.

SECEURODRIVE MOTOR

Supplied as standard: FOC **SeceuroDrive** Tubular Motor

SOMFY MOTOR

Available with a surcharge: £37 net

Control Options supplied as standard
choose ONE of the following below:

SECEUROSENSE

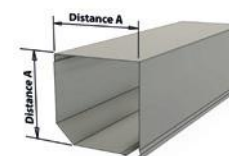
SECEUROSENSE PLUS
ALARM SURCHARGE
£134.72

SOMFY (Alarm Included)

ROLLIXO PREMIUM RTS
io UPGRADE
£15 net surcharge
Or Rollixo Optimo with Smooove Origin Wall Switch for a reduction of £20 net

FULL BOX OPTIONS

'Distance A'
= 300 mm



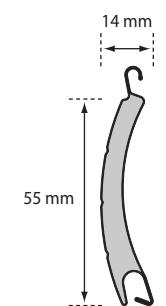
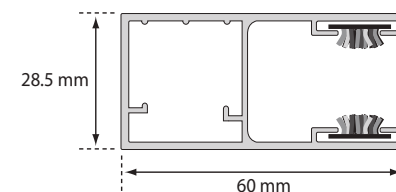
Supplied pre-built




SeceuroGlide Compact internal/external fitting roller garage door.

The SeceuroGlide Compact has been developed especially for garages with limited headroom. SeceuroGlide Compact's insulated aluminium slats are narrower than those used for the SeceuroGlide allowing a tighter, smaller coil which requires just 8" (205 mm) clearance above the opening height. An extensive range of sizes also means openings of up to 3000 mm wide (Overall Guide Width) can be accommodated.

Profiles & Sizes




Side Slat Profile




Steel End Plate

Extruded steel end plates for added strength and durability.



Improved Locking System

Improved locking system with reinforced locking straps for added peace-of-mind security.



Slimline Design

Slimline insulated slats reduce headroom space needed by 31%.



Overall Guide Width (mm)

Standard Colours

HALF BOX		2000	2500	3000	Headroom	Total Height
Guide Width		60	60	60		
Guide Height (mm)	1900	2218	2352	2563	205	2105
	2150	2254	2378	2605	205	2355

FULL BOX		2000	2500	3000	Headroom	Total Height
Guide Width		60	60	60		
Guide Height (mm)	1900	2277	2404	2601	205	2105
	2150	2308	2442	2642	205	2355

Overall Guide Width (mm)

RENOLIT Laminates

HALF BOX		2000	2500	3000	Headroom	Total Height
Guide Width		60	60	60		
Guide Height (mm)	1900	2458	2655	2926	205	2105
	2150	2522	2731	3011	205	2355

FULL BOX		2000	2500	3000	Headroom	Total Height
Guide Width		60	60	60		
Guide Height (mm)	1900	2502	2692	2947	205	2105
	2150	2563	2770	3029	205	2355

STANDARD COLOURS



Powder coated bottom slats to match the curtain colour are supplied as standard.

Half Box: White, Brown or Fir Green as standard. Other colours available at a surcharge of **£40.75 per metre**.

Full Box: White, Brown or Fir Green as standard. Other colours available at a surcharge of **£71.57 per metre**.

End Plates: White, Brown or Fir Green as standard. Other colours available at a surcharge of **£35.73 per pair**.

Guides Rails: White, Brown or Fir Green as standard. Other colours available at a surcharge of **£53.40 per pair**.



RENOLIT LAMINATES



Powder coated guide rails, bottom slats, end plates and box are supplied in White, Brown or Fir Green as standard.

Non-Standard Colours:

Half Box **£40.75 per metre**

Full Box **£71.57 per metre**

End Plates **£35.73 per pair**

Guide Rails **£53.40 per pair**

*Woodgrain finishes are supplied on one face only on Brown slats as standard. Other base colours available at a cost of **£50.07 per square metre NET**.*

*Premier finishes are also available at a surcharge additional to the price shown of **£24.23 per square metre**.*



SECEURODRIVE MOTOR

Supplied as standard: FOC **SeceuroDrive**
Tubular Motor

SOMFY MOTOR

Available with a surcharge: **£37 net**

Control Options supplied as standard – choose ONE of the following:

SECEUROSENSE



SECEUROSENSE PLUS

ALARM SURCHARGE

£134.72

SOMFY (Alarm Included)



ROLLIXO PREMIUM RTS



io UPGRADE
£15 net surcharge

HALF BOX DIMENSIONS

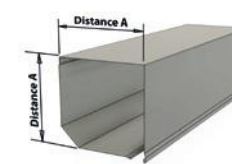
205 mm box 90° fascia



Supplied pre-built

FULL BOX DIMENSIONS

'Distance A'
= 205 mm



Supplied pre-built



SeceuroGlide Manual: Agate Grey Colour Finish

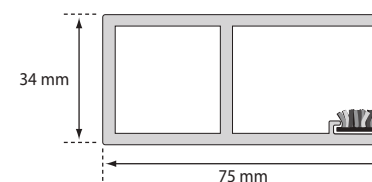


SeceuroGlide Manual: Anthracite Colour Finish

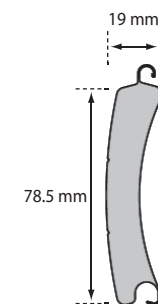
SeceuroGlide Manual the only insulated manual roller garage door on the market.

Developed to the same high standards and build quality as the SeceuroGlide range, SeceuroGlide Manual offers the ideal solution for applications where electricity is not available. The SeceuroGlide Manual has been engineered with ease of use in mind to provide the smoothest operation, whilst still offering the high levels of security and insulation.

Profiles & Sizes



75 mm guide rails supplied as standard on SeceuroGlide Manual



Side Slat Profile



Smooth Operation

The rolling bracket ensures smooth operation and reduces wear.



Strengthening Bottom Slat

Patented bottom slat profile provides strength and aids operation.





















Insulated Slats

Foam filled aluminium slats.

Overall Guide Width (mm)

Standard Colours	Overall Guide Width (mm)						Headroom	Total Height
	NO BOX	1000	1500	2000	2500	3000		
	Guide Width	75	75	75	75	75		
	Guide Height (mm)							
	1900	1310	1531	1750	1984	2229	300	2200
	2150	1378	1620	1806	2024	2281	300	2450
	2300	1455	1670	1888	2066	2299	300	2600

STANDARD COLOURS

					
Black (RAL 9005)	Graphite (RAL 7016)	Anthracite (RAL 7016)	Slate Grey (RAL 7015)	Window Grey (RAL 7040)	Grey Aluminium
					
Light Grey (RAL 7038)	White (RAL 9016)	Light Beige (BS 08B17)	Ivory (RAL 1015)	Brown (RAL 8014)	Dark Brown (RAL 8019)
					
Fir Green (RAL 6009)	Moss Green (RAL 6005)	Chartwell Green	Duck Egg Blue	Navy Blue (RAL 5011)	Burgundy (RAL 3004)

Powder coated guide rails and bottom slats to match the curtain colour are supplied as standard.

End Plates: Aluminium, White or Brown as standard. Other colours available at a surcharge of **£35.73 per pair**.

Guides Rails: Other non standard colours available at **£53.40 per pair**.

PLEASE NOTE: Painted Woodgrains and RENOLIT laminates are not available on SeceuroGlide Manual.

KEY OPERATION

The key operated lock is located in the middle of the door. Integrated handles are located in the middle and at the bottom for convenient operation from inside or outside the garage.

SeceuroSeal

The all-in-one garage door seal

In partnership with the Weather Defender




Optional SeceuroSeal: Weather Protection

SECEUROSEAL

SeceuroSeal provides a weather seal and a physical barrier to prevent water and debris entering the garage. Particularly useful for garages with uneven floors, or those that lie at the bottom of a sloping driveway, SeceuroSeal is fitted on the ground underneath the door and has been developed to ensure garages are kept dry and clean, even in the worst of the British weather.

SeceuroSeal is supplied flat in pre-cut lengths for **£36.43 per metre**. SeceuroSeal Adhesive (290ml) is available for **£22.93 each**.

Foiled Laminate Finishes



NEW RENOLIT Laminates

Engineered for performance, our newly expanded range of RENOLIT finishes provide superior resistance to weathering and wear, ensuring your garage door stays looking fresh for years to come. Add a matching UPVC trim for the perfect finish.

Available on SeceuroGlide Excel, Original and LT. Supplied on one face only on **Anthracite, Black, Brown, Chartwell Green, Navy Blue** or **White** slats.



Matching UPVC Trims

Available pre-cut to size.

Width	Price per 5000mm Length
300 mm	£236.57
95 mm	£65.48
40 mm	£46.47
20 mm	£38.02



ROLLER OPTIONS & ACCESSORIES


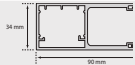
















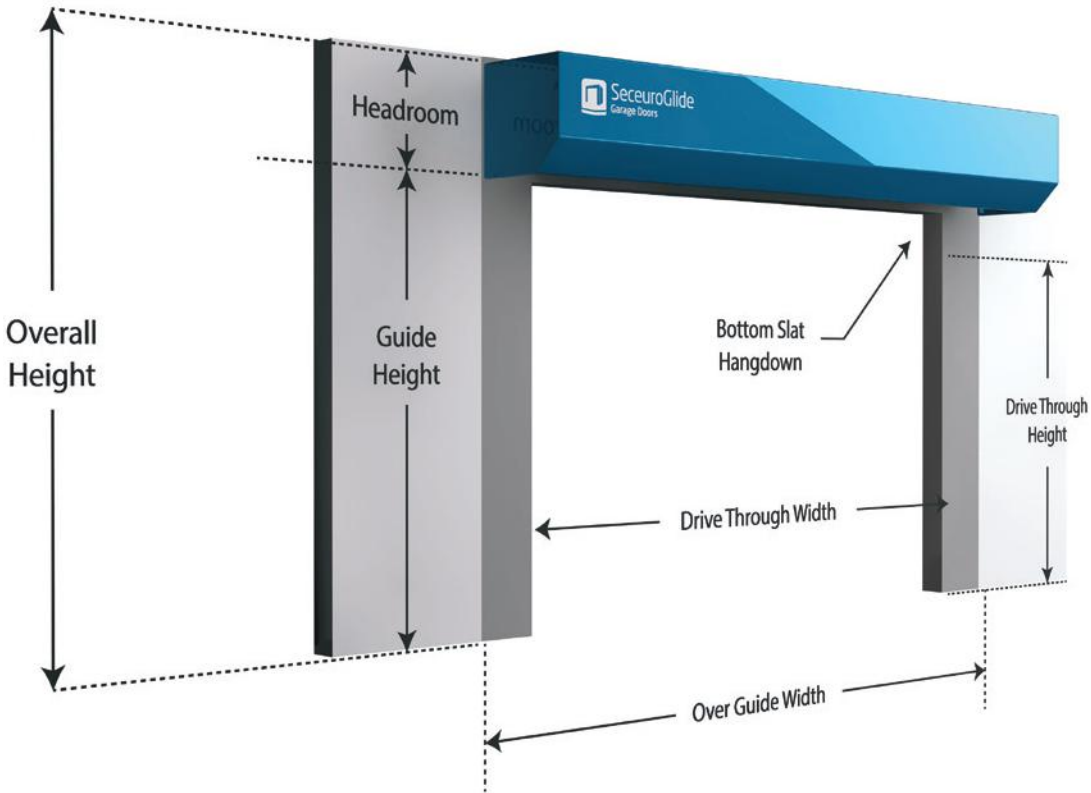
IMAGE	DESCRIPTION	PROFILE	STOCK CODE	PRICE (£)
OPTIONAL EXTRAS				
	Fitted manual override lock (SeceuroGlide Compact Only)	each	YSGACCS1 O/R LOK	186.40
	90 mm guides (upgrade from 75 mm guides)	per door	YSGACCS1 90 GUIDE	112.91
	SLOPING BOTTOM SLAT: Not available on Excel (please use order form) Overall door width from 0 to 5000 mm <i>Online prices per linear metre @ £115.44 when specified with door</i>	per linear metre	YACCS SLOPE	164.47
	SeceuroGlide Vision Slat (punched and glazed) Available Inline or Brick Bond	per linear metre	YSGACCS1 VISION	22.50
	SeceuroGlide Vented Slat* *Not available in RENOLIT or Painted Woodgrain finishes	per linear metre	SL777VS VENTED	69.15
	300 mm 90° fascia box support (4 required up to 3000 mm, 6 required – 3001 to 5400 mm)	each	BX000B0	10.98
	Emergency low level external manual override kit	each	MT120M1	284.63
	Spacer Block for Low Level Override	each	BS781B0	15.52
	Loose manual override exit lock	each	MT018A1	78.42
	SeceuroSeal	per metre	BS810B0	36.43
	SeceuroSeal Adhesive (290ml)	each	BS810B1	22.93
ALUMINIUM BOX AND ANGLES				
	30 x 20 Aluminium L Section Angle (Mill Finish) 30 x 20 Aluminium L Section Angle Powder Coated (White) 30 x 20 Aluminium L Section Angle Powder Coated (Brown)	per metre	YBS300E0 YBS300E1 YBS300E2	14.75
	50 x 20 Aluminium Box Section/Packer (Mill Finish) 50 x 20 Aluminium Box Section/ Packer Powder Coated (White) 50 x 20 Aluminium Box Section/Packer Powder Coated (Brown)	per metre	YBS520E0 YBS520E1 YBS520E2	27.29
	50 x 50 Aluminium Box Section/Packer (Mill Finish) 50 x 50 Aluminium Box Section/Packer Powder Coated (White) 50 x 50 Aluminium Box Section/Packer Powder Coated (Brown)	per metre	YBS550E0 YBS550E1 YBS550E2	34.16
OTHER CONTROL OPTIONS				
	Keyswitch	each	EC381O3	106.60
	Keyswitch Keyed Different	each	EC381O2	100.78
	SO12 Flush Front Plate	each	EC381O4	10.97
	Tubular Motor Test Lead	each	EC409O0	137.14

IMAGE	DESCRIPTION	PROFILE	STOCK CODE	PRICE (£)
SECEUROGLIDE & SECEUROGLIDE COMPACT LATH REPLACEMENTS				
	SeceuroGlide cut Slat (Standard Colours)	per metre	YSL770A1	16.66
	SeceuroGlide cut Slat (RENOLIT Laminates)	per metre	YSL770A2	26.62
	SeceuroGlide Compact cut Slat (Standard Colours)	per metre	YSL30A1	7.73
	SeceuroGlide Compact cut Slat (RENOLIT Laminates)	per metre	YSL30A2	25.60
SECEUROGLIDE CURTAINS				
	SECEUROGLIDE READY MADE CURTAIN (The surcharge does not include the cost of safety edge this needs to be added on (cut out for the RDU is included if needed)) Standard colours Woodgrain RENOLIT Laminates	per metre square	SGLIDE CD77 CURT WOODGRAIN	234.63 293.19
	SECEUROGLIDE COMPACT READY MADE CURTAIN (The surcharge does not include the cost of safety edge this needs to be added on (cut out for the RDU is included if needed)) Standard colours RENOLIT Laminates	per metre square	CURT CD300 WOODGRAIN	202.18 254.06
UPGRADE KITS				
	SeceuroSense Plus Wireless Upgrade Kit	each	EC699O3	486.54
	SeceuroSense Plus Wired Upgrade Kit	each	EC699O2	486.54
	Somfy Rollixo Garage Door Remote Control Upgrade Kit	each	EC499O0	502.23
	AEGDW Bottom Slat	per metre	YBS005E1	46.58
	Triple Chamber Rubber Seal	per metre	BS730B0	29.23
	Radio Card & BST Upgrade Kit	each	EC990O0	344.60
TOUCH-UP PAINT POT & PEN				
	TOUCH-UP PAINT POT Anthracite (RAL7016), Black (RAL9005), Brown (RAL8014), Burgundy (RAL3004), Duck Egg Blue, Chartwell Green (BS14C35), Fir Green (RAL6009), Graphite (RAL7024), Heritage Green (RAL6021), Ivory (RAL1015), Light Beige (BS08B17), Agate Grey (RAL7038), Navy Blue (RAL5011), Silver Metallic (RAL9006), White (RAL9016)	each	PC500XX	8.51
	TOUCH-UP PAINT PEN Anthracite (RAL7016), Black (RAL9005), Brown (RAL8014), Burgundy (RAL3004), Light Beige (BS08B17), Agate Grey (RAL7038), Silver Metallic (RAL9006)	each	PC502PX	34.14
COVERCAPS				
	13 MM COVERCAPS Brown, Black, Blue, Cream, Dark Grey, Grey, Red, White	each	GU010XX	0.31

Drive Through & Total Sizing:

- Drive through width = Over guide width minus (guide width x 2)
- Drive through height = Guide height minus hangdown
- Total/overall height = Guide height plus headroom

	Width Priced on over guide width				Height Priced on guide height		
	Guides				Hangdown	Headroom	
	Up to 3000	Up to 4600	Up to 5200	Up to 5590		Up to 2500	Up to 3500
Excel	90	90	90		110	300	350
Original	75	90	90	90	110	300	350
LT	75	90	90		110	300	
Compact	60				90	205	
Manual	75				105	300	



Minimum and maximum sizes across the range:

	Over guide width (mm)		Guide Height (mm)	
	Min	Max	Min	Max
Excel	1500	5200	1500	3500
Original	1050	5590	1500	3700
LT	1050	5200	1500	2650
Compact	1050	3000	1700	2150
Manual	1000*	3000	1500	2300

*Minimum width above 2150 mm guide height = 1100 mm



Anthracite Smooth Visio



Make an Entrance with SeceuroGlide Sectional Garage Doors.

By choosing a SeceuroGlide Sectional garage door, you are investing in a product that has it all; security, kerb-appeal, ease of operation and choice.

Providing reliable performance when you need it most, SeceuroGlide Sectionals are designed to accommodate everyday modern life, yet every bespoke door can be configured to match your own personal style and requirements. With an emphasis on choice, you are in control of how your door is operated (choose from manual or electric) and with an extensive choice of colours, finishes, panels and accessories, how your door looks is down to you.

Good looks doesn't mean a compromise on safety as every electrically operated SeceuroGlide Sectional has obstacle detection built into the motor, which means it will never close when anything is detected in its path, providing perfect peace of mind for all the family.




Black Woodgrain Embossed Georgian Cassette



Anthracite Ribbed with Wicket Door



Anthracite Smooth Un-Ribbed with Lineo



CUSTOM COLOUR Flame Red Smooth Centre Ribbed



Anthracite Dura Un-Ribbed



Only SeceuroGlide offers a **7-year automation warranty** when you choose a NEW Somfy Dexxo IO operator to motorise your door.



STANDARD PANELS

Premium Colours £68/m²
Ultimate Colours £84/m²
Any RAL £84/m²
See page 24 for the full colour range



Panel Styles

Un-Ribbed
Plain or Woodgrain

Centre Ribbed
Plain or Woodgrain

Ribbed
Woodgrain

Top Ribbed
Plain

Micro-Rib
Plain

Floor To Underside Of Fascia (height)

	Between Track Width: Min 1800 mm, Max 5000 mm Height: Min 1800 mm, Max 3000 mm Wicket Door: Min Width 2140 mm, Min Height 1960 mm															
	2134 mm / 7ft	2286 mm / 7ft 6in	2438 mm / 8ft	2591 mm / 8ft 6in	2743 mm / 9ft	3048 mm / 10ft	3250 mm / 12ft 6in	3353 mm / 11ft	3658 mm / 12ft	3962 mm / 13ft	4267 mm / 14ft	4420 mm / 14ft 6in	4572 mm / 15ft	4725 mm / 15ft 6in	4877 mm / 16ft	5000 mm / 16ft 5in
1981 mm / 6ft 6in	1583	1628	1680	1745	1796	1915	1981	2060	2135	2196	2368	2411	2464	2544	2668	2693
2134 mm / 7ft	1708	1767	1820	1886	1955	2083	2168	2230	2290	2383	2555	2613	2686	2768	2893	2946
2235 mm / 7ft 4in	1779	1850	1903	1969	2052	2189	2270	2298	2323	2420	2593	2637	2727	2888	2921	3036
2438 mm / 8ft	1808	1886	1945	2025	2089	2231	2311	2384	2459	2566	2741	2823	2887	2985	3137	3369
2500 mm / 8ft 2in	1820	1897	1958	2033	2095	2240	2330	2395	2464	2570	2756	2857	2893	2990	3152	3383
3000 mm / 9ft 10in	2083	2161	2240	2313	2407	2593	2686	2796	2884	3009	3250	3533				

Side Cover Profiles 40 mm & 100 mm (per side)

Black/White/Anthracite	To Match Door
55	70
59	77
61	80
67	86
69	90
83	107

NEW Wicket door surcharge £2454
See page 28 for more information.

Lintel Profile 60/90/100/130 mm

Between Track Legs (width)

	2134 mm / 7ft	2286 mm / 7ft 6in	2438 mm / 8ft	2591 mm / 8ft 6in	2743 mm / 9ft	3048 mm / 10ft	3250 mm / 12ft 6in	3353 mm / 11ft	3658 mm / 12ft	3962 mm / 13ft	4267 mm / 14ft	4420 mm / 14ft 6in	4572 mm / 15ft	4725 mm / 15ft 6in	4877 mm / 16ft	5000 mm / 16ft 5in
Black/White/Anthracite	72	82	92	104	114	132	149	162	184	211	237	258	282	305	329	355
To Match Door	132	149	168	186	209	244	272	294	338	384	434	471	512	556	602	648

Reveal Fitting Kits

Executive Framing Kits		
Single Executive Full Framing Kit (width up to 3000 mm)	Black/White/Anthracite	552.09
	To Match Door	690.11
Double Executive Full Framing Kit (width 3001 mm to 4420 mm)	Black/White/Anthracite	708.93
	To Match Door	840.68
Large Double Executive Full Framing Kit (width 4420 mm +)	Black/White/Anthracite	777.94
	To Match Door	953.60
Basic Reveal Fixing Kits		
Brackets, Rivets, Nuts & Bolts	Loose	80.31

Windows

See page 27 for further window information.

PVC Frames	Glazing		
Rectangular	Polycarbonate	Clear or Granite	111.78
		Inset Design (surcharge)	12.42
	Double Glazing	Clear or Frosted	149.04
Round	Polycarbonate	Clear or Textured	99.36
Brushed Aluminium Frames		Glazing	
Round	Double Glazing	Clear	337.41
		Frosted	359.15
Square	Double Glazing	Clear	289.80
		Frosted	314.64
Line	Triple Glazing	Frosted	810.41

NEW

Now supplied with **Tandem Rollers** as standard, for smoother operation.

Brushed Aluminium Decals

Available on smooth or sandgrain Un-Ribbed panels only.
See page 26 for further window information.

Ellipse, Duo, Finesse, Flower, Line, Line Large, Lineo, Lineo Large, Stems, Trapezium, Wave	314.64
Curve, Sunbeam, Sunrise	547.52

GEORGIAN CASSETTE

Premium Colours £68/m²
Any RAL £84/m²
See page 24 for the full colour range

Woodgrain only



Panel Style Georgian Cassette

Floor To Underside Of Fascia (height)

Between Track Width: Min 2000 mm, Max 5000 mm Height: Min 1800 mm, Max 3000 mm																
	2134 mm / 7ft	2286 mm / 7ft 6in	2438 mm / 8ft	2591 mm / 8ft 6in	2743 mm / 9ft	3048 mm / 10ft	3250 mm / 12ft 6in	3353 mm / 11ft	3658 mm / 12ft	3962 mm / 13ft	4267 mm / 14ft	4420 mm / 14ft 6in	4572 mm / 15ft	4725 mm / 15ft 6in	4877 mm / 16ft	5000 mm / 16ft 5in
1981 mm / 6ft 6in	1957	2006	2054	2090	2169	2287	2335	2353	2488	2566	2631	2673	3317	3447	3517	3542
2134 mm / 7ft	2043	2090	2145	2181	2299	2391	2441	2463	2601	2688	2757	2860	3763	3799	3861	3887
2235 mm / 7ft 4in	2043	2090	2145	2181	2299	2391	2441	2463	2601	2688	2757	2744	3771	3912	3974	4001
2438 mm / 8ft	2159	2192	2247	2293	2423	2527	2584	2607	2728	2821	2960	3094	3852	3994	4056	4082
2500 mm / 8ft 2in	2159	2192	2247	2293	2423	2527	2584	2607	2728	2821	3008	3138	3869	4011	4073	4100
3000 mm / 9ft 10in	2511	2542	2626	2591	2699	2886	3052	3104	3353	3488	3684	3819				

Side Cover Profiles
40 mm & 100 mm (per side)

Black/White/Anthracite	To Match Door
55	70
59	77
61	80
67	86
69	90
83	107

Lintel Profile 60/90/100/130 mm

Between Track Legs (width)

	2134 mm / 7ft	2286 mm / 7ft 6in	2438 mm / 8ft	2591 mm / 8ft 6in	2743 mm / 9ft	3048 mm / 10ft	3250 mm / 12ft 6in	3353 mm / 11ft	3658 mm / 12ft	3962 mm / 13ft	4267 mm / 14ft	4420 mm / 14ft 6in	4572 mm / 15ft	4725 mm / 15ft 6in	4877 mm / 16ft	5000 mm / 16ft 5in
Black/White/Anthracite	72	82	92	104	114	132	149	162	184	211	237	258	282	305	329	355
To Match Door	132	149	168	186	209	244	272	294	338	384	434	471	512	556	602	648

Reveal Fitting Kits

Executive Framing Kits		
Single Executive Full Framing Kit (width up to 3000 mm)	Black/White/Anthracite	552.09
	To Match Door	690.11
Double Executive Full Framing Kit (width 3001 mm to 4420 mm)	Black/White/Anthracite	708.93
	To Match Door	840.68
Large Double Executive Full Framing Kit (width 4420 mm +)	Black/White/Anthracite	777.94
	To Match Door	953.61
Basic Reveal Fixing Kits		
Brackets, Rivets, Nuts & Bolts	Loose	80.31

Windows

See page 27 for further window information.

PVC Frames	Glazing		
Rectangular	Polycarbonate	Clear or Granite	111.78
		Inset Design (surcharge)	12.42
	Double Glazing	Clear or Frosted	149.04

NEW

Now supplied with **Tandem Rollers** as standard, for smoother operation.



Lead time varies depending on size and panel configuration.

VISIO

Smooth panel only

SECEUROGLIDE
EXCLUSIVE

NEW

Now supplied with
Tandem Rollers
as standard, for
smoother operation.

Premium Colours £68/m²
Ultimate Colours £84/m²
Any RAL £84/m²



Between Track Width: Min 1800 mm, Max 4000 mm | Height: Min 1800 mm, Max 2600 mm

	2134 mm / 7ft	2286 mm / 7ft 6in	2438 mm / 8ft	2591 mm / 8ft 6in	2743 mm / 9ft	3048 mm / 10ft	3250 mm / 12ft 6in	3353 mm / 11ft	3658 mm / 12ft	3962 mm / 13ft
1981 mm / 6ft 6in	2840	2884	2929	2960	3033	3140	3184	3199	3322	3394
2134 mm / 7ft	2867	2904	2955	2984	3060	3170	3217	3234	3355	3432
2235 mm / 7ft 4in	2919	2960	3011	3043	3151	3234	3279	3300	3425	3505
2438 mm / 8ft	3024	3053	3104	3145	3263	3359	3410	3431		
2600 mm / 8ft 6in	3024	3053	3104	3145	3263	3359	3410	3431		

Side Cover Profiles
40 mm & 100 mm (per side)

Black/White/ Anthracite	To Match Door
55	70
59	77
61	80
67	86
69	90

Lintel Profile 60/90/100/130 mm

	2134 mm / 7ft	2286 mm / 7ft 6in	2438 mm / 8ft	2591 mm / 8ft 6in	2743 mm / 9ft	3048 mm / 10ft	3250 mm / 12ft 6in	3353 mm / 11ft	3658 mm / 12ft	3962 mm / 13ft
Black/White/Anthracite	72	82	92	104	114	132	149	162	184	211
To Match Door	132	149	168	186	209	244	272	294	338	384

Standard Colours (free of charge)



White



Anthracite



Anthracite Dura



Black Dura




Dark Grey Metallic
Smooth 2100

Reveal Fitting Kits

Executive Framing Kits		
Single Executive Full Framing Kit (width up to 3000 mm)	Black/White/Anthracite	552.09
	To Match Door	690.11
Double Executive Full Framing Kit (width 3001 mm to 4420 mm)	Black/White/Anthracite	708.93
	To Match Door	840.68
Large Double Executive Full Framing Kit (width 4420 mm +)	Black/White/Anthracite	777.94
	To Match Door	953.61
Basic Reveal Fixing Kits		
Brackets, Rivets, Nuts & Bolts	Loose	80.31

Glazing

Available with Clear, Frosted or Smoked Glazing



Frosted Glazing



Smoked Glazing



Two-colour doors available for **£313** (surcharge)

WICKET DOORS

Available for £2454
(surcharge)
Standard Panels only

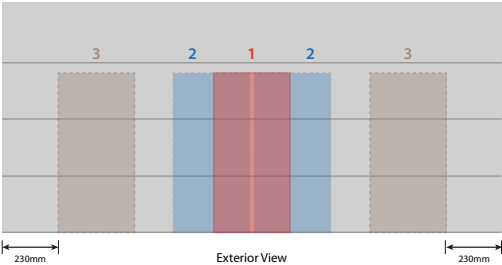


Anthracite Ribbed with Wicket Door

Options

Size (w)	790mm
	900mm
Threshold	60mm (standard)
	35mm (low-trip)

Wicket Door position




- 1 - Centre
- 2 - Centre Right / Centre Left
- 3 - Left or Right side




Note: Wicket doors are compatible with Somfy motor operators and manual operation doors only.

SECTIONAL COLOURS & FINISHES


Standard & Premium Colours



Ultimate Colours



White Hinges



Stucco Interior

DON'T FORGET!
We can match
your existing
doors or
windows!

AVAILABLE IN ANY RAL
£84 per square metre

PANEL PRICING

Standard Colours  10 YR WARRANTY


Premium & Ultimate Colours  5 YR WARRANTY

		Standard Colours • Premium Colours ••											Ultimate Colours •••					
Panel	Finish	White	Anthracite	Black	Silver Metallic	Dark Grey Metallic	Grey Metallic	Light Grey Metallic	Light Grey	Light Ivory	Burgundy	Brown	Brown Metallic	Black Metallic	Blue Metallic	Green Metallic	Medium Oak	Any RAL
Un-Ribbed	Smooth	•	•	•					••	••	••	••						•••
	Woodgrain	•	•	••					••	••	••	••					•••	•••
	Sandgrain		•	•	••	••	••	••					•••	•••	•••	•••		
Centre Ribbed	Smooth	•	••	••					••	••	••	••						•••
	Woodgrain	•	••	••					••	••	••	••					•••	•••
	Sandgrain		•		••	••	••	••					•••	•••	•••	•••		
Ribbed	Woodgrain	•	•	••	•				••	••	••	••					•••	•••
Top Ribbed	Smooth	•	••	••					••	••	••	••						•••
	Sandgrain		•		••	••	••	••					•••	•••	•••	•••		
Micro-Rib	Smooth	•	••	••	•				••	••	••	••						•••
	Sandgrain				••	••	••	••					•••	•••	•••	•••		
Visio	Smooth	•	•	••					••	••	••	••						•••
	Sandgrain		•	•	••	••	••	••					•••	•••	•••	•••		
Georgian Cassette	Woodgrain	•	••	••					••	••	••	••						•••

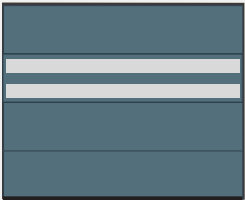
Premium Colours £68/m²
Ultimate Colours £84/m²

BRUSHED ALUMINIUM DECALS

PREMIUM DECALS – £314.64



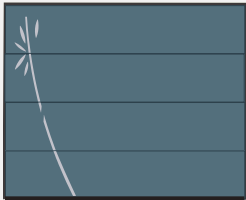
Ellipse



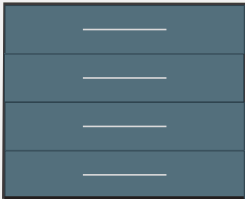
Duo




Finesse




Flower




Line



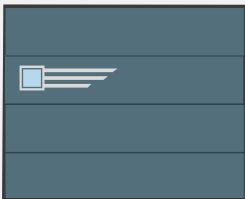
Line Large




Lineo



Lineo
(with Round Window)




Lineo
(with Square Window)




Lineo Large



Stems



Trapezium




Wave


Add Windows to the Lineo Decal

Window	Glazing		
Round (280mm)	Double Glazing	Clear	337.41
		Frosted	359.15
Square (280 x 280mm)	Double Glazing	Clear	289.80
		Frosted	314.64


ULTIMATE DECALS – £547.52



Curve



Sunbeam



Sunrise



Anthracite Smooth with Duo



Anthracite Smooth with Lineo


SECTIONAL ACCESSORIES

Windows

PVC colour matched to the door	Glazing		
Rectangular (511 x 321mm)	Polycarbonate	Clear or Granite Pattern	117.78
		Inset Design (surcharge)	12.42
	Double Glazing	Clear or Frosted	145.94
Round (315mm)	Polycarbonate	Clear or Textured	99.36
Brushed Aluminium Frames	Glazing		
Round (280mm)	Double Glazing	Clear	337.41
		Frosted	359.15
Square (280 x 280mm)	Double Glazing	Clear	289.80
		Frosted	314.64
Line (1860 x 180mm)	Triple Glazing	Frosted	810.41

Lifestyle Accessories

Ventilation Grill	each	54.86
Letter Box	each	200.79
Cat Flap	each	145.94



Letter Box



Cat Flap



Ventilation Grill



White Woodgrain Ribbed with PVC Windows



Black Smooth with Pedestrian Door & Square Windows

Optional Extras

Lockable Manual Override (loose)	each	SG305L0	46.58
Slide Bolt	each	SG125P0	27.78
Security Kit	each	SG060S0	86.94
Spring Covers (2400mm)	pair	SG897C2	64.17
Additional Track Hangers (408mm)	each	SG059P3	13.46
Track Hanger Extension Bars	each	SG059P4	12.42
Structural Fixing Kit	per kit	SG301F0	9.83
Horizontal Motor Bracket	each	SG896B0	34.51
Rail Adjustment Kit	each	SG059P5	111.78
SeceuroSeal	per metre	BS810B0	36.43
SeceuroSeal Adhesive (290ml)	each	BS810B1	22.93



Spring Covers



Security Kit

Standard window positions are horizontal, across the top or vertical down either the left or right side



YEC60012	Dexxo Compact 600 io Operator & 2900 mm One-Piece Belt Rail (With 2 Keytis 2-Channel Transmitters)	£426.63
YEC60013	Dexxo Compact 600 io Operator & 3500 mm One-Piece Belt Rail (With 2 Keytis 2-Channel Transmitters)	£426.63
YEC10012	Dexxo Compact 1000 io Operator & 2900 mm One-Piece Belt Rail (With 2 Keytis 2-Channel Transmitters)	£557.00
YEC10013	Dexxo Compact 1000 io Operator & 3500 mm one-piece Belt Rail (With 2 Keytis 2 Channel Transmitters)	£557.00

Smooth, Safe, Smart.

The **NEW Dexxo Compact io** motor operator from Somfy delivers reliable, effortless performance for your SeceuroGlide Sectional Garage Door. Backed by SeceuroGlide’s **exclusive 7-year warranty**, it comes complete with two stylish 2-channel handsets and a bright LED courtesy light.

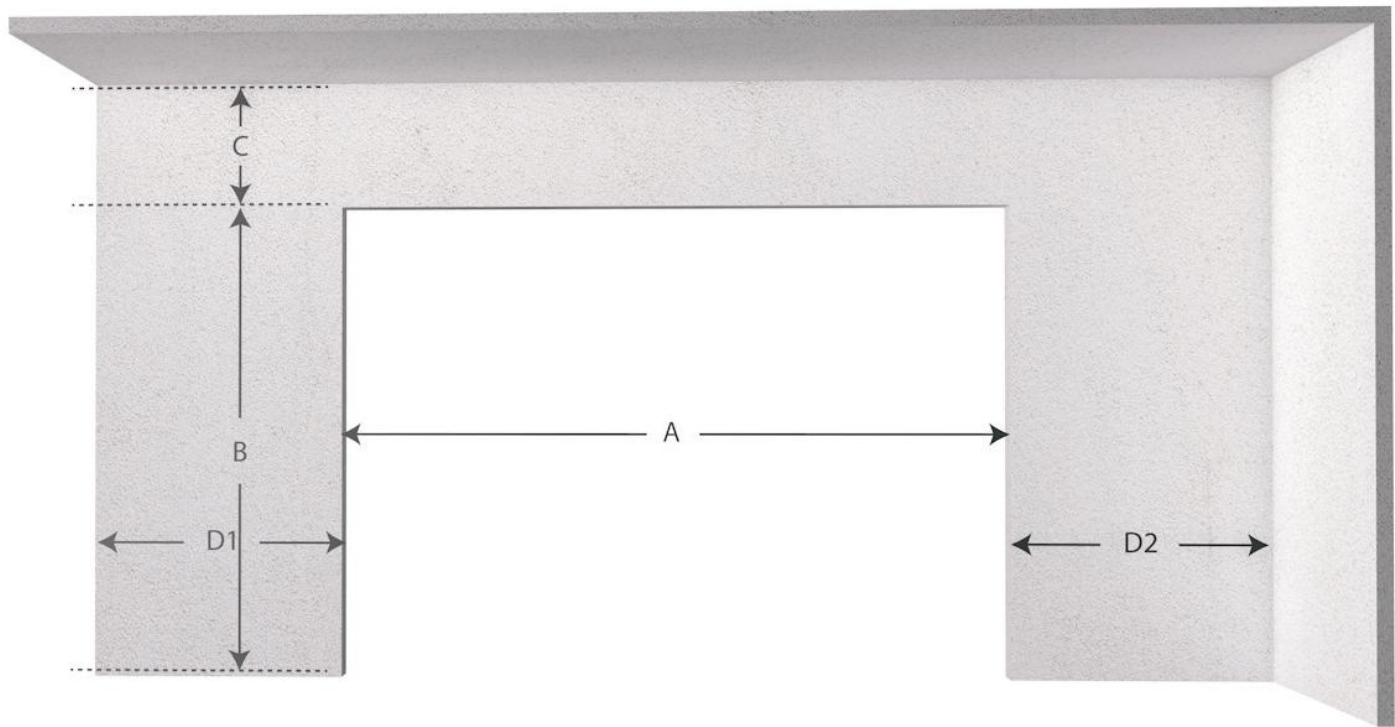
Enhanced safety is built in, with intelligent object detection and soft start/stop technology for smooth and quiet operation. If there’s ever a power cut, the manual release ensures you can still operate the door by hand.

Fully compatible with Somfy’s smart home ecosystem, the Dexxo Compact uses advanced io technology to provide two-way connectivity and real-time status updates on your door’s position. Additional control inputs also allow you to integrate and operate external devices such as outdoor lighting.

Feature	Dexxo Compact 600 io	Dexxo Compact 1000 io
Max. Door Size	7 m²	15 m²
Max. Door Weight	100 kg	200 kg
Traction Force	600 Nm	1000 Nm
Speed	14 cm/s	
Radio Frequency	868 Mhz	
Standby Power Consumption	< 0.5 Watt	
Tested For	16,000 cycles	
Handsets	Two 2-channel Keytis io keyfobs	
LED Courtesy Light	Synchronised with garage door operation. Can be controlled separately with remote controls or via smart home.	
Smart Home Compatible	✓	
Obstacle Detection	✓	
Soft Start/Stop	✓	
Manual Release	✓	
Wired Control Inputs	Two	

See page 32 for the full range of additional Somfy accessories.

CALCULATING SIZE AND PRICE - SECTIONAL



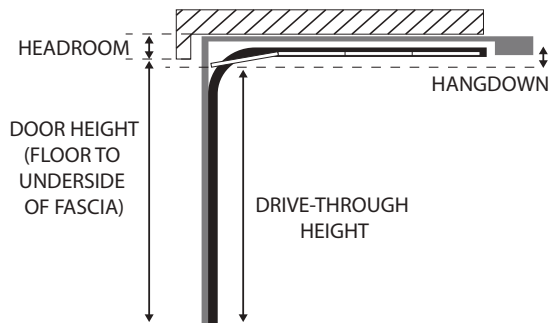
Types	Dimensions and Headrooms				
	Minimum Side Room Required (D1 & D2)	Actual Drive-Through Height (electric)		Minimum Headroom Required	
		Manual	Electric	Manual (C)	Electric (C)
Elite	85 mm	DOH – 230 mm	DOH – 20 mm	100 mm	130 mm

DOW Daylight Opening Width (**A on illustration**)

DOH Daylight Opening Height (**B on illustration**)

Executive frame kit has a 100 mm frame leg each side.









Executive frame kit has 100 mm wide head frame.



SECEUROSENSE OPTIONS & ACCESSORIES

IMAGE	DESCRIPTION	PROFILE	STOCK CODE	PRICE (£)
SPARES AND UPGRADES				
	SeceuroSense Plus Receiver Unit – Wireless	each	EC89100	305.73
	SeceuroSense Plus Receiver Unit – Wired	each	EC89200	305.73
	SeceuroSense Plus Receiver Unit – Wireless IP/External BST	each	EC89300	332.18
	SeceuroSense Bottom Slat Transmitter 1.5v	each	EC75100	173.06
	SeceuroSense Bottom Slat Transmitter for Built-In Alarm (BST25) 1.5v	each	EC75200	175.72
	Radio Card & BST Upgrade Kit	each	EC99000	344.60
	Upgrade to SeceuroSense External Bottom Slat Transmitter	each	YSGACCS1 EXTERNAL	176.64
	Replacement Light Bulb for SeceuroSense Courtesy Light	each	EC72500	8.08
	Batteries for SeceuroSense Transmitters (CR2032)	each	EC36101	7.52
	Duracell Batteries for SeceuroSense Bottom Slat Transmitter 1.5v	each	EC75101	2.70
	3.6v Lithium Battery For SeceuroSense (2pk)	each	EC71101	41.18
	Radio Card for 3.6v BST	each	EC79900	179.06
	Radio Card for 3.6/1.5v BST	each	EC79800	179.06
	Radio Card for 1.5v BST25	each	EC79802	179.06
	Alarm Kit for SeceuroSense Plus	each	EC72300	134.72
	SeceuroSense Hard Wired Magnets (for uneven floors)	each	EC72600	70.76
	SeceuroSense Photocell & Reflector	each	EC70500	129.01

SeceuroSense

IMAGE	DESCRIPTION	PROFILE	STOCK CODE	PRICE (£)
SECEUROSENSE HAND TRANSMITTERS				
	Chrome Deluxe 2 channel transmitter	each	EC71602	116.90
	Chrome Deluxe 4 channel transmitter	each	EC71604	116.90
	Smooth black 2 channel transmitter	each	EC71202	102.29
	Smooth black 4 channel transmitter	each	EC71204	102.29
	Smooth black 4 channel bi-directional transmitter	each	EC75104	123.34
	Smooth white 2 channel transmitter	each	EC71102	102.29
	Smooth white 4 channel transmitter	each	EC71104	102.29
	Smooth white 4 channel bi-directional transmitter	each	EC75004	123.34
	S/Sense Black Deluxe 2 channel transmitter	each	EC71702	102.29
	S/Sense Black Deluxe 4 channel transmitter	each	EC71704	102.29
	Plus 3 channel transmitter	each	EC71303	120.40
SECEUROSENSE WALL SWITCHES AND BIDIRECTIONAL CONTROLS				
	4 channel black wall transmitter	each	EC73104	130.86
	4 channel black bi-directional wall switch	each	EC74104	198.38
	4 channel white wall transmitter	each	EC73004	130.86
	4 channel white bi-directional wall switch	each	EC74004	191.67
	4 channel stainless steel cover for wall transmitter	each	EC73000	57.26
	Wireless keypad	each	EC70300	312.88
SECEUROSENSE LIGHTING				
	Lighting strip external 1000 mm with transformer	each	EC76000	336.95
	One light per operator	each	–	201.13
	Lighting Strip External 2 x 1000 mm	each	EC77000	442.25
	Lighting Aluminium Cover 2000 mm	each	EC78000	124.86
	Moon Lights Kit. 2 Lights with Transformer	each	EC79000	170.01

SeceuroSense + Black Edition

SOMFY OPTIONS & ACCESSORIES




















IMAGE	DESCRIPTION	PROFILE	STOCK CODE	PRICE (£)	
SPARES AND UPGRADES					
	Rollixo Premium Receiver & 2 Keygo Transmitters	RTS	EC46000	462.73	Rollixo
		IO	EC46002	495.71	
	Rollixo XSE Bottom Slat Transmitter	each	BS680B0	160.81	
	Rollixo alarm kit	each	EC41001	29.52	
	Rollixo magnet	each	BS680M0	34.65	
	Replacement Bulb for Somfy Rollixo Receiver	each	EC000B1	32.13	
	Battery Back-up Pack (5-10 operating cycles in 24 hours)	each	SG098P0	67.90	Dexxo
	Smoove Origin Wireless Wall Switch	RTS	EC37700	73.77	Rollixo + Dexxo
		io	EC37702		
	Smoove Origin 4 Wireless Wall Switch	RTS	EC37704	130.27	
		io	EC37703		
	Keygo 4-Channel Transmitters	RTS	SG100P0	102.11	
		io	SG100P1		
	Keytis 2-Channel Transmitters RTS	each	EC1013S0	74.62	
	NEW Keytis 2-Channel Transmitters io	each	EC101S0	73.26	
	Situ 1 RTS Pure II Situ 5 RTS Pure II	each	EC37800 EC37900	70.76 102.93	
	Somfy RTS Standard Receiver	each	SG103P0	167.04	
	Batteries for Keygo and Keytis Transmitters	each	EC36100	7.42	
	Wireless Keypad 2	RTS	SG101P1	201.83	
		io	SG101P2		
	Wireless Wallswitch 3	RTS	SG099P1	89.49	
		io	SG099P3		

IMAGE	DESCRIPTION	PROFILE	STOCK CODE	PRICE (£)	
SPARES AND UPGRADES					
	TaHoma Switch	each	EC462TS	375.68	Rollixo + Dexxo
	Somfy Connectivity Kit	each	EC460CK	123.53	

A Smart Way of Living



With easy installation and programming, smart controls from Somfy enable you to operate your garage door, motorised blinds, gates, awnings and lights at anytime, from anywhere, all in one place.



Somfy: TaHoma Switch



Somfy: Connectivity Kit

Feature	TaHoma Switch	Connectivity Kit
TaHoma App	✓	✓
Voice Assistant	✓	✓
Individual & Group Control	✓	✓
Manual Scenes	40	20
Scheduled Scenes	20	
Advanced Scenes (Smart)	20	
Capacity	> 200 Devices	20 Devices

IMPORTANT INFORMATION

SAFETY & COMPLIANCE

- The SeceuroGlide range is fully compliant with the latest UK product directives and standards including BS EN 13241-1 applicable from the 1st May 2005.
- To ensure compliance with the Construction Products Regulation SeceuroGlide Compact must be installed with either a SeceuroSense Plus / Rollix remote control or a 'hold-to-run' switch or key switch.
- Antidrop devices are supplied when required at no extra cost.
- We recommend the use of photocells in addition to the standard bottom slat sensor in garages where a vehicle will be parked close to the door. Where a door opens directly onto a pavement or in a public area, a combination of bottom slat sensor and photocells is a statutory requirement.
- When operating a garage door with Somfy home automation equipment, the door must be fitted with photocells. If ordering photocells retrospectively, the panel will need to be checked for compatibility. For more information please contact our Technical Support line on 01524 772 400.
- When a SeceuroGlide Sectional door is supplied motor ready, the installer is required to carry out force testing and is responsible for ensuring the results are within the permitted force.

COLOURS & FINISHES

- The printing process does not allow exact reproduction of the paint colours. If you are unsure of your colour choice please ask your supplier for a sample. Colour references quoted are the nearest standard RAL or BS number to the colours used. They will not be an exact match and are intended as a guide only.
- Doors are supplied with frames, guides, fascias, boxes, bottom slats, locking slats, vision slats and ventilation slats in either a solid powder coated painted finish or a wood effect finish in the best colour to match the door. Due to the manufacturing process, it may not be possible to obtain an exact match and the texture of the finish may vary.
- Multiple doors should be ordered together to obtain the best colour match, bearing in mind the limitations of the materials used in construction.
- Powder coated curtains in a custom colour are available on the SeceuroGlide Original and Excel up to 4500mm wide only.
- Custom colour garage doors are finished in a matt finish. Where the curtain is powder coated a custom colour, the guide rails, bottom slats, optional fascias, vision panels and end plates will be powder coated to match FOC. Some custom powder coated colours may be subject to an additional surcharge.
- Due to the powder coating process, an un-painted area of each slat is visible on the quirk when the door is opening/closing. This should not be visible when the door is in the closed position. To mitigate this, we recommend purchasing powder coated doors with a full box or 45° box cover.
- When Painted Woodgrains are supplied with a colour matched box, end plates and guides, the following RAL are used: Golden Oak RAL 8003, Irish Oak RAL 1011, Rosewood RAL 8017.
- SeceuroGlide Compact RENOLIT woodgrain doors are supplied with matching bottom slats and brown inner face, guides, end plates and half box as standard.
- For painted woodgrain doors, any vision/vented slats will be supplied in a solid colour nearest to the colour of the woodgrain. Vision slats are NOT available on the Compact, the Manual or with RENOLIT laminate finishes.

- The visual panel configuration on sectional doors varies depending on the height and/or width of the door. The appearance of different sized doors made from the same panel can vary significantly.
- The nature of roller garage doors means marking may appear on the internal side of the slats over time. Occasionally some marking may occur at the top of the concave (coil) side of the curtain over time, particularly on the Compact and LT. This is unavoidable and due to prolonged contact with the locking system. On doors which are installed externally this will be visible on the outside.
- The factory application of the paint finish involves an automated process and this may result in minor blemishes or slight inconsistencies in the paint.
- We recommend that you perform a visual quality check on installation. Carry out the quality check in natural daylight, not direct sunlight. Stand at a distance of 3 metres from the product to view the overall appearance.
- The product is acceptable if, taking into account the facts below, none of the following is readily visible on the face of the product:
 - Marks or distortions associated with the manufacturing process
 - Minor indentations, marks or scuffs on the surface
 - Paint or stain blemishes
- While weathering and sun exposure can cause the exterior surface to fade, colour change or fade will be limited and uniform.

PRODUCT CARE

- Correct operation and care of your SeceuroGlide door in accordance with the official Operating & Maintenance Manual will prolong the life of your door and minimise the likelihood of issues.
- The door needs wiping with a damp cloth and a mild detergent to remove any excessive dirt/grime to maintain its appearance and to reduce the risk of the surface being damaged.
- The floor must be smooth, level and kept clear of dirt and debris, which can cause deterioration of the rubber seal.

EXTREME WEATHER CONDITIONS

- High winds and high temperatures can cause increased deflection of the door. It is the installer's responsibility to ensure that the door is spaced off the wall sufficiently to allow for door movement during these extreme weather conditions.
- Darker coloured double doors that are exposed to significant direct sunlight may be susceptible to expansion which may interfere with the operation of the door.
- If a door is situated in an exposed location and subjected to very high winds and driving rain, SeceuroGlide does not guarantee against water ingress. As part of the product's testing for the CE or UKCA marking, the product has not been tested against this and as such is classified as NPD (No Performance Declared).
- Whilst the garage door profiles and panels are primed and coated for the external environment – any doors fitted in coastal environments may be at risk of deterioration due to the weather conditions. Ensure you keep your door clean and follow the instructions for cleaning the door in the Operating & Maintenance Manual.
- Regular cleaning of products in 'high corrosive areas' such as within 2 miles of the sea is especially important. Your door should be cleaned thoroughly weekly using warm water and mild detergent with a soft cloth or sponge. Allow to dry naturally. Never use strong detergent, abrasive, caustic or solvent-based cleaners.

- In the event of extreme weather conditions, vision slats will be susceptible to water ingress and may cause the door to move in extreme gales.
- SeceuroGlide Original and Excel doors tested to a minimum Class 2 wind resistance classification, which is equivalent to 59mph winds (Force 10 Storm).
- SeceuroGlide Sectional Doors tested to a Class 5 wind resistance classification, which is equivalent to 114mph winds (Force 14 Storm).

FITTING

- SeceuroGlide Excel must always be fitted internal face fitted or reveal fitted.
- When fitted externally SeceuroGlide Original and SeceuroGlide Compact will always be supplied with a full box.
- SeceuroGlide Manual can only be fitted internally.
- A low level override option is not available for SeceuroGlide Excel. Where the garage door is the only means of exit from a garage, a low level override can be supplied, however this will affect the Level 1 certification and SBD certification will not be supplied.
- If vented slats are selected as an option on SeceuroGlide Original or Excel, they will be supplied, however, this will affect the Level 1 and SBD accreditation and the security certification will not be supplied.
- Unless requested otherwise, when installed internally, tubular motors will be fitted on the left-hand side of each door (when viewed from inside the garage looking out). Alternatively, unless requested otherwise, when installed externally, tubular motors will be fitted on the left-hand side of each door (when viewed from outside the garage looking in).

WARRANTIES

Peace-of-Mind Warranties

- The SeceuroGlide warranty covers parts only and does not cover labour costs or consequential costs, including but not limited to call-out fees, transport costs and costs remedial work for removing and/or re-installing faulty parts.
- SWS UK will replace or repair any components of our products where the manufacturing process has resulted in a defect occurring during the relevant period, subject to the exceptions and conditions set out below.
- For all replacement electrical parts, the warranty period is 12 months or the remainder of the warranty period (whichever is the longest).

The warranty does not cover the following:

- ✗ Any marks, distortion, stains, blemishes, indentations or scuffs which are not observable from at least 3 metres away in natural light (not direct sunlight).
- ✗ Defects which are as a result of:
 - Incorrect installation of the product, not following SWS UK's installation instructions.
 - Incorrect or lack of proper care and maintenance of the product in accordance with SWS UK's Operating & Maintenance Manual.
 - Incorrect operation of the product.
 - Any modifications made to the product made by anyone other than SWS UK.
 - Normal wear and tear.
 - Accidental or malicious damage.
 - Impact damage or scratches, dents, scuffs or other minor abrasions.
 - Use or attempted use of non-SWS UK spare parts.
 - Repairs or attempts at repairs undertaken by any person other than someone specifically authorised by SWS UK.
 - Any failure of masonry or other structures on to which the product has been fixed.
 - Any attempt to reduce operating clearances by means of infills or draughtproofing.
 - External influences such as extreme or abnormal weather conditions, fire, water, salts, chemicals and bird droppings.
 - Any fault or surge in the customer's electricity.
- ✗ Rust or corrosion caused by exposure to saltwater or salty air for products installed within **500 metres of the sea** or a large body of saltwater. For products installed within 2 miles of the sea, the exterior finish of the product is guaranteed for a limited period of 2 years.
- ✗ Consumables such as fuses, light bulbs or batteries.
- ✗ Indirect, special or consequential loss or damage howsoever caused, including remedial work costs, call-out fees, tool or plant hire and transport costs.

Warranties

SeceuroGlide Garage Doors are guaranteed against defect of material or workmanship by SWS UK with a **parts only** warranty, subject to correct installation, maintenance and operation:

Roller Garage Doors

- **Curtain finish:**
 - Standard Colours – 5 years
 - Painted Woodgrains – 5 years
 - RENOLIT Laminates – 10 years
- **Motor & control unit:**
5 years as standard, or 7 years when you purchase:
 - A SeceuroDrive motor with a SeceuroSense Plus control unit**OR**
 - A door with **EITHER** a Somfy motor or control unit.Subject to online warranty registration within 3 months of installation – excludes the LT.

Sectional Garage Doors

- **Panel finish:**
 - Un-painted panels – 10 years
 - Painted panels – 5 years
- **Somfy motor operators** – 7 years (subject to online warranty registration within 3 months of installation). 5-year warranty applies if the product is not registered.

All Doors

- **Mechanism & hardware** – 5 years
- **Perishable rubber parts** – 2 years



Register Your Warranty

Register your warranty at www.seceuroglide.co.uk/warranty to activate your extended product guarantee. It takes just a few moments and also gives you easier access to maintenance and operation information, spare parts and warranty claims.

Regular Servicing

To ensure the longevity and continued good operation of your SeceuroGlide Garage Door, it is recommended that your door is serviced by a trained engineer every 12 months. You may be required to show a full service record for the product when raising a warranty claim.

DELIVERY, PACKING & WARRANTIES

Delivery Charges	Price (£)
Over £500 net on standard run	Nil
Under £500 net on standard run	54.29
All orders required on a different day to standard delivery run	POA
Collection from distribution depot	Nil
Pre agreed time slot for standard deliveries	POA
Site delivery charge one man offload	79.47 extra
Site delivery charge two man offload	130.40 extra
Redelivery of goods	49.81 extra
Deliveries to Scotland	47.57 per drop
Deliveries to Ireland	POA

All packaged items above 6.8 m will incur an additional charge and will be subject to quotation.

Carrier Services	Price (£)
Component items up to 5 kg	14.99
Component items up to 20 kg	59.49
Delivery & packaging of fragile items over 20 kg	106.99
Pre 10.30 am	53.49 extra
Pre noon	29.99 extra
Saturday pre noon	59.99 extra
Additional surcharges apply on the following:	
Channel Islands & Scottish offshore	131.49
Highlands	43.99
Grampian	39.99
Isle of Man	139.99
Isle of Wight	26.49
Devon & Cornwall	14.99
Central London	14.99

Delivery Service

Our standard delivery service covers England and Wales weekly and Scotland fortnightly. Our pricing includes delivery on all orders over £500 on our standard weekly service. Additional chargeable deliveries can often be arranged with your internal account manager. We also offer home/site delivery service options with one or two men depending on the size of delivery and site conditions. Delivery confirmations for our own dedicated service will be emailed or texted the previous afternoon to confirm if AM or PM the following working day. Please ensure an email address and/or mobile number is supplied on your order.

IMPORTANT DELIVERY NOTES: Site deliveries will only be made if the installer is in attendance to assist off loading or if extra help with off loading has been arranged. The most cost effective and safest way of delivering orders is via our own transport

For urgent orders in certain areas of the country, collection is possible from our 3 distribution depots (must be collected within 24 hours):

South (Heathrow)

Units 2, 3 & 4, Lakeside Industrial Estate,
Lakeside Road, Colnbrook SL3 0ED

Midlands (Willenhall)

DX Freight, Unit 1 Bays 1, 2, 3 East Acre,
Off Long Acre, Willenhall WV13 2JZ

Bristol

Unit V, Wellington Drive, Stover Industrial Estate,
Yate, Bristol, BS37 5NZ

COMPONENT ORDERS

All small component orders required next day must be received by 2 pm the day before delivery. Orders placed on a Friday must be received by 12 noon for delivery on Monday.

If you require powder-coated items, please allow an additional 24 hours at least from the receipt of order. Items for assembly need to be booked in for manufacturing – for example complete shutter curtains. Please allow a minimum of three working days depending on the delivery method.

Regrettably it is not possible to send items over 5 m in length by overnight carriers.

CRATE CHARGES

We can offer delivery by crate on a POA basis. Please speak to Customer Services.

SWS UK is proud to be an official supporting supplier of the Door Hardware Federation. In line with SWS UK's policy of continuous product development, we reserve the right to make changes without prior notification. All information is believed correct at the time of publication, errors and omissions excepted.

DELIVERY CHECK-LIST

A. Pre-delivery

- A postcode must be supplied for all delivery addresses.
- We currently operate a range of delivery vehicles. It is therefore important to check the lorry's dimensions when arranging a delivery for the first time.
- If you require a delivery to site you must supply us with a contact name and a contact telephone number of the person who will assist the driver to unload.

B. Receipt of goods – own premises

- We require a person to assist off-load, check and sign for goods.
- For large deliveries, please ensure you have several people to assist, this will minimise any delays for subsequent customers.
- Deliveries received must be checked before signing the delivery note. It is not possible to claim compensation for damaged or missing items unless highlighted on the drivers delivery notes. If possible take a copy of this documentation for future reference.

C. Receipt of goods – to site

- Deliveries will only be made to site if an installer is present to assist the driver with unloading and to check and sign for the goods.

- For large deliveries, please ensure you have several people to assist, this will minimise any delays for subsequent customers.
- Before the goods arrive, please prepare a location to unload and store the items safely and securely.
- Deliveries received by overnight carrier must be checked before signing the delivery note. It is not possible to claim compensation for damaged or missing items unless highlighted on the drivers delivery notes. If possible take a copy of this documentation for future reference

D. Claims for damages

- Please check the contents of your order against the delivery note on the day received. Care should be taken when using sharp objects to cut through the packaging.
- Claims for missing or damaged items will only be processed if the drivers delivery note has been signed for as damaged or missing and must be reported within 2 days of delivery.

IF YOU SUSPECT DAMAGE Please fully inspect the product prior to signing. If the product is damage, clearly state "DAMAGED" when signing the consignment note. Signing as "Unchecked" is insufficient.



A StellaGroup Company



Raising Standards
Safety Assured

Visit www.seceuroglide.co.uk

MK542B2 Jan 2026 R1